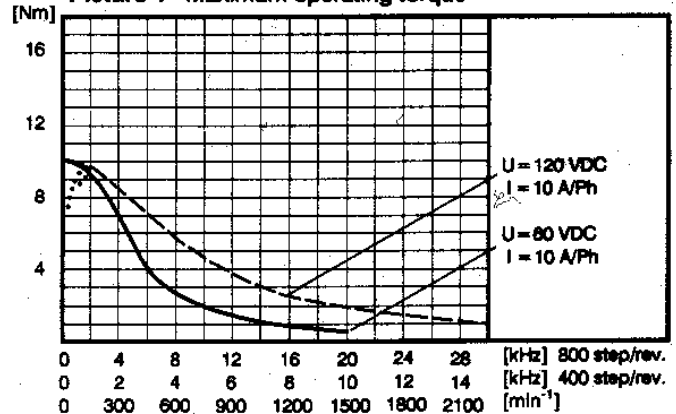


SM 106.3.18 M 10		
Electrical Data	Phase resistance	0,38 Ohm
	Phase inductance	2,7 mH
	Phase current A unipolar	7,1 A
	Phase current A bipolar	10 A
	Isolation class	F
Mechanical Data	Step angle	1,8° ± 3 %
	Holding torque	12 Nm
	Detend torque	0,3 Nm
	Max. 1,8° Start frequency	700 Hz
	Max. 1,8° Operating frequency	6,5 kHz
	Rotor inertia	12 kgcm ²
	Bearing thrust load	400 N
	Bearing overhang load	650 N
	Weight	9 kg
	Max. operating temperature	110° C

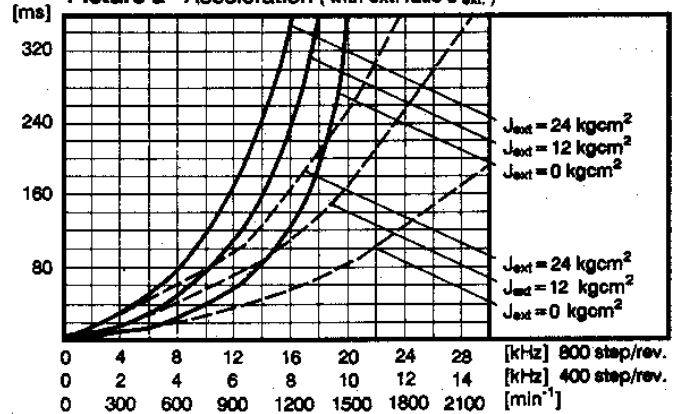
measured with:
typical values

- SE 800.12.60
- - - SE 800.12.120
- without boost

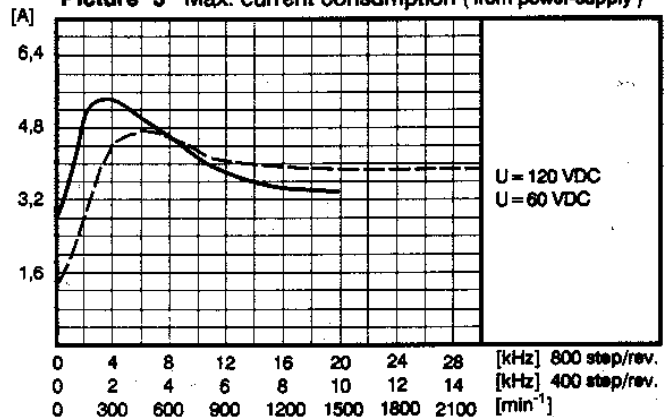
Picture 1 Maximum operating torque



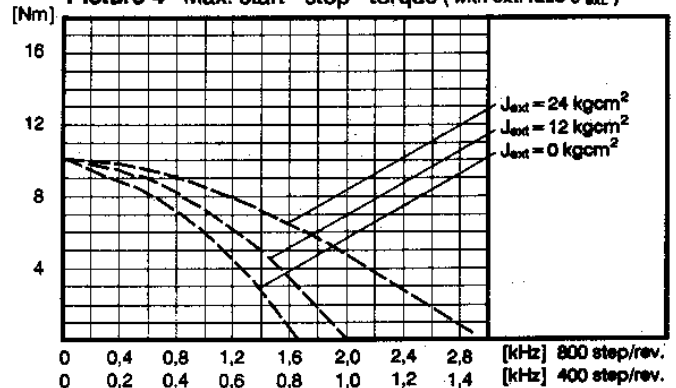
Picture 2 Acceleration (with ext. ratio J_{ext.})



Picture 3 Max. current consumption (from power-supply)



Picture 4 Max. start - stop - torque (with ext. ratio J_{ext.})



STÖGRA ANTRIEBSTECHNIK GMBH

Machtlfinger Strasse 24
D-81379 München

Tel.: +49-89-15904000
Fax.: +49-89-15904009

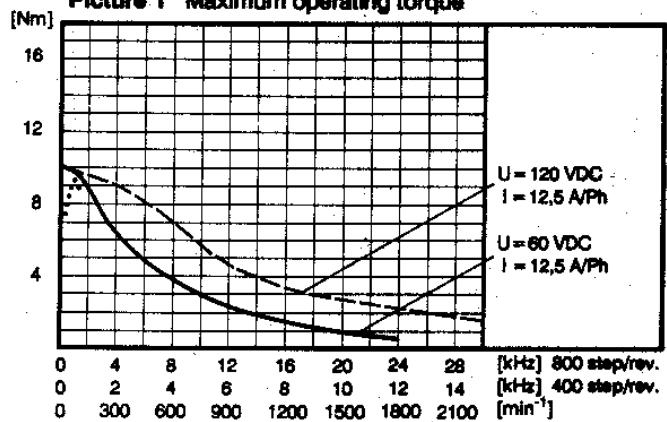
E-Mail: info@stoegra.de
Internet: www.stoegra.de

SM 108.3.18 M 12		
Electrical Data	Phase resistance	0,28 Ohm
	Phase inductance	1,9 mH
	Phase current A unipolar	8,8 A
	Phase current A bipolar	12,5 A
	Isolation class	F
Mechanical Data	Step angle	1,8° ± 3 %
	Holding torque	12 Nm
	Detend torque	0,3 Nm
	Max. 1,8° Start frequency	700 Hz
	Max. 1,8° Operating frequency	6,5 kHz
	Rotor inertia	12 kgcm ²
	Bearing thrust load	400 N
	Bearing overhang load	650 N
	Weight	9 kg
Max. operating temperature	110° C	

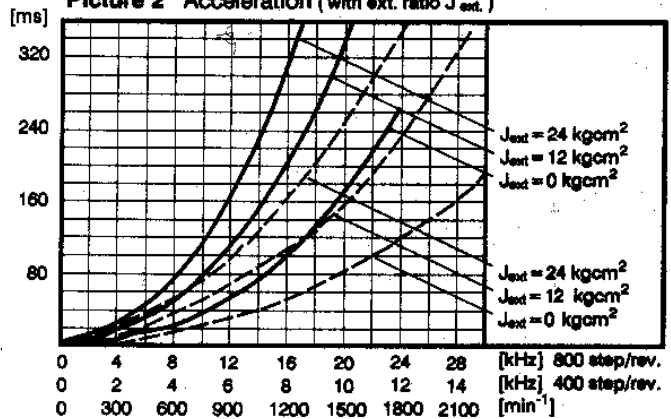
measured with:
typical values

- SE 800.12.60
- SE 800.12.120
- without boost

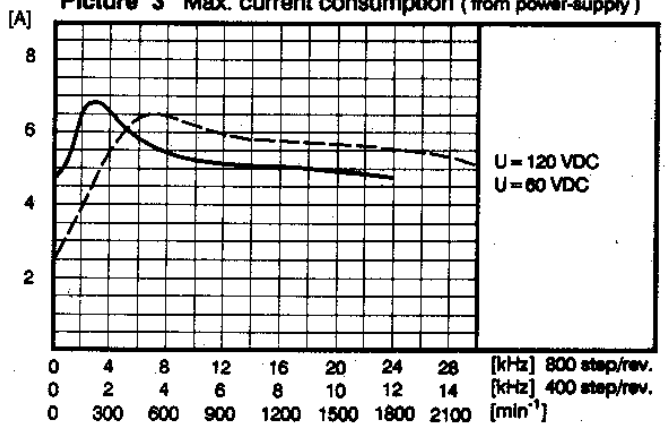
Picture 1 Maximum operating torque



Picture 2 Acceleration (with ext. ratio J_{ext.})



Picture 3 Max. current consumption (from power-supply)



Picture 4 Max. start - stop - torque (with ext. ratio J_{ext.})

